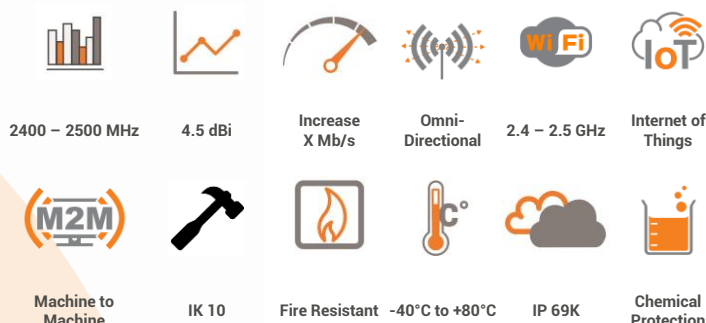


ANTENNAS | OMNI-703 SERIES

OMNI-DIRECTIONAL, WI-FI ANTENNA

2400 – 2500 MHz, 4.5 dBi



- Omni-directional Wi-Fi antenna
- Suitable for 2.4 GHz Wi-Fi deployment
- Compliant with IEEE 802.11b/g wireless standard
- Ideal for IoT and M2M applications
- Highly rugged and low-profile design
- High pressure water and dust ingress protected enclosure (IP 69K)



Rural/Farm



Commercial &
Industrial



Tunnelling



Mining

APPLICATION AREAS

Product Overview

The OMNI-703 antenna forms part of our new “Rhyno” antenna range. The OMNI-703 operates from 2.4 – 2.5 GHz, covering the 2.4 GHz Wi-Fi band, and has a maximum gain of 4.5 dBi. The antenna has a constant gain throughout the entire band of operation, as this offers improved performance with reliable connections. The antenna was designed with superior pattern control over the entire frequency range, making the OMNI-703 an exceptional omni-directional antenna for its size. The antenna housing is made of UV stable ASA, which offers protection in highly corrosive environments, including chemical and toxic environments such as industrial plants. The rugged enclosure design offers protection in adverse environmental conditions with an IP 69K and IK 10 rating. The antenna comes with an N-Type female connector at its base, which can be connected to a cable of the desired type and length.

Features

- Omni-directional antenna
- Medium gain Wi-Fi antenna from 2400 to 2500 MHz
- Easy installation, pole- or wall mountable
- Stylish and robust design
- High pressure water and dust proof enclosure (IP 69K)

Application Areas

- Smart Utilities: Smart Power Metering, Gas & Water Metering
- Smart Buildings: Climate control, access control, security, irrigation
- Smart Environmental & Water Systems
- Warehouses & Logistics systems
- Industrial factory automation and M2M systems
- Farming & Agricultural M2M IoT

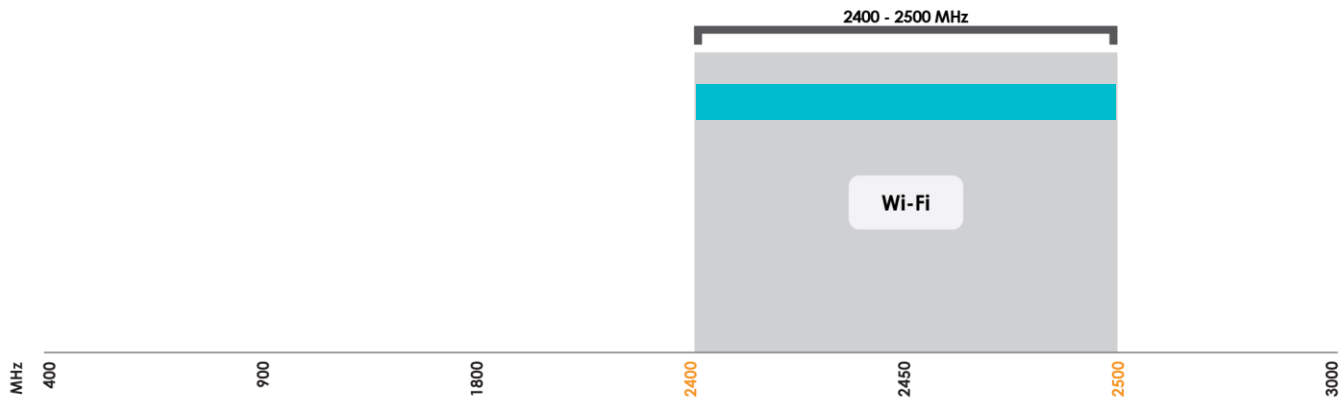


OMNI-703

©2025 Poynting Antennas (Pty) Ltd. All rights reserved
Product Specifications may change without prior notice
Revised: April 2025


Frequency Bands

The OMNI-703 is a Wi-Fi / ISM antenna that works from | 2400 – 2500 MHz |



 Indicates the WI-FI bands on which OMNI-703 works

Antenna Overview

	
Ports	1
SISO / MIMO	SISO
Frequency Bands	2400 - 2500 MHz
Polarisation	Linear Vertical
Peak Gain	4.5 dBi
Connector Type	N-Type (F)
Coax Cable Type	N/A
Coax Cable Length	N/A

**The connector is factory mounted to the antenna*

Electrical Specifications

Frequency Bands:	2400 – 2500 MHz
Gain (Max):	4.5 dBi
VSWR:	<1.5:1
Feed Power Handling:	10 W
Input Impedance:	50 Ohm (nominal)
Polarisation:	Linear Vertical
DC Short:	Yes

Product Box Contents

Antenna:	A-OMNI-0703
Mounting Bracket (Included):	Adhesive Disc & L-Bracket (Ø20-70mm Pole)

Ordering Information

Commercial Name:	OMNI-0703
Order Product Code:	A-OMNI-0703-V1-01
EAN Number:	6009710921951

Mechanical Specifications

Product Dimensions:	306 mm x Ø70 mm
Packaged Dimensions:	386 mm x 80 mm x 96 mm
Weight:	0.26 kg
Packaged Weight:	0.565 kg
Radome Material:	UV Stable ASA
Radome Colour:	Grey Pantone 429C
Mounting Type:	Pole, wall and surface mount

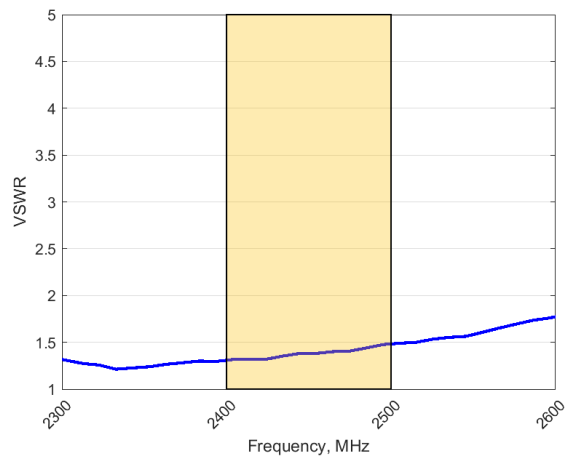
Environmental Specifications, Certification & Approvals

Wind Survival:	<190 km/h
Temperature Range (Operating):	-40°C to +80°C
Environmental Conditions:	Outdoor/Indoor
Water Ingress Protection Ratio/Standard:	IP 69 K
Salt Spray:	MIL-STD 810G/ASTM B117
Operating Relative Humidity:	Up to 98%
Storage Humidity:	5% to 95% - non-condensing
Storage Temperature:	-40°C to +80°C
Enclosure Flammability Rating:	UL 94-HB
Impact Resistance:	IK 10
Product Safety & Environmental:	Complies with CE and RoHS standards

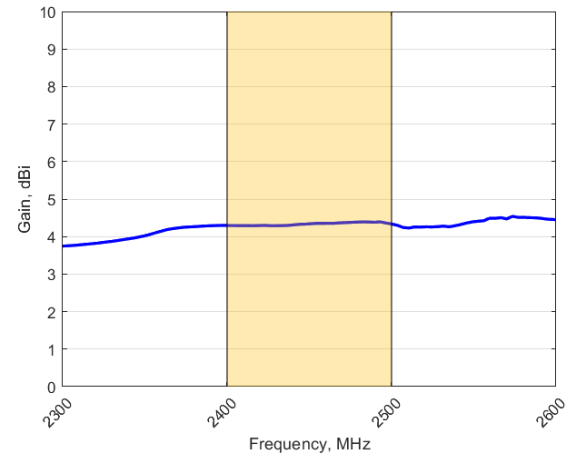


Antenna Performance Plots

VSWR



GAIN (EXCLUDING CABLE LOSS)



Voltage Standing Wave Ratio (VSWR)*

VSWR is a measure of how efficiently radio-frequency power is transmitted from a power source, through a transmission line, into a load. In an ideal system, 100% of the energy is transmitted which corresponds to a VSWR of 1:1.

The OMNI-703 delivers superior performance across all bands with a VSWR of <1.5:1.

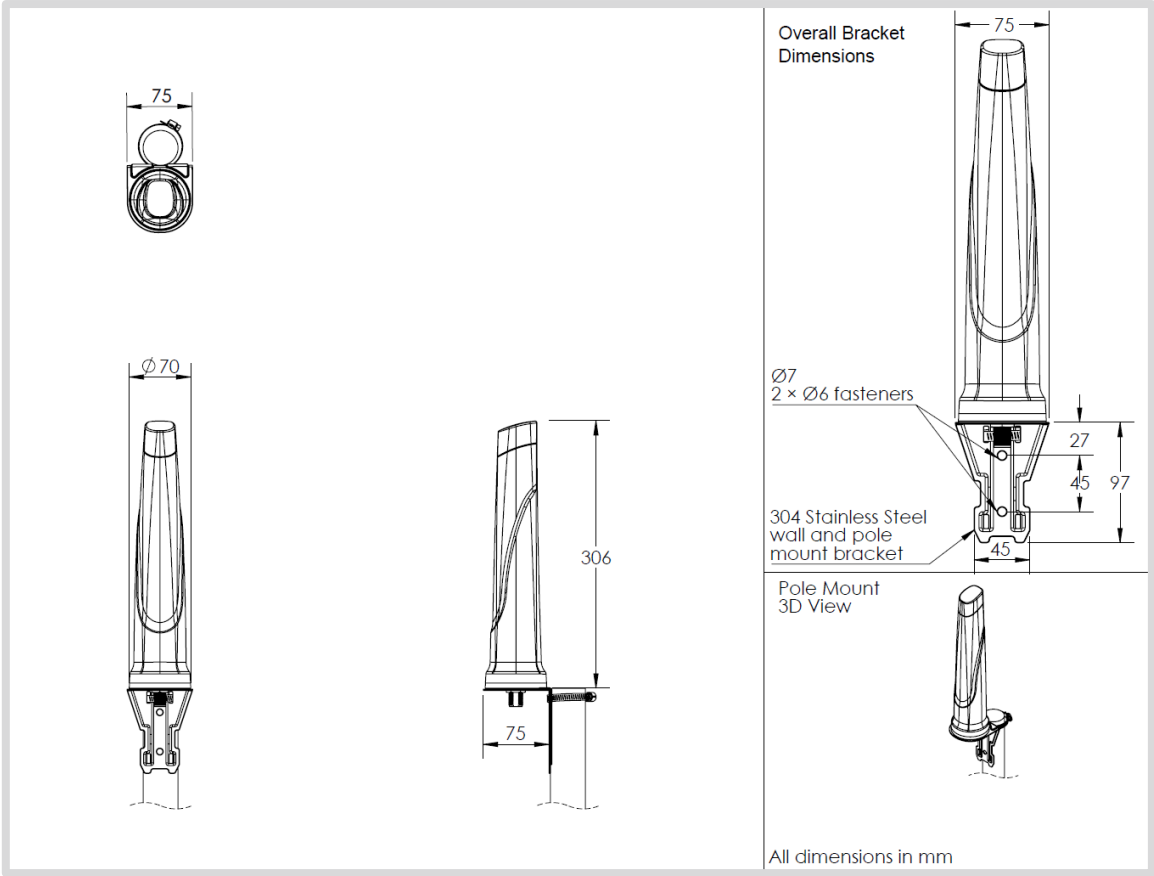
*VSWR measured without a cable.

Gain* in dBi

4.5 dBi is the peak gain across all bands from 2400 – 2500 MHz

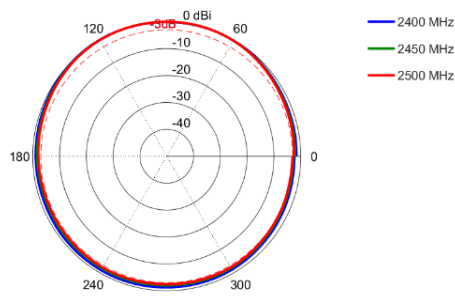
*Antenna gain measured with polarisation aligned standard antenna

Technical Drawings

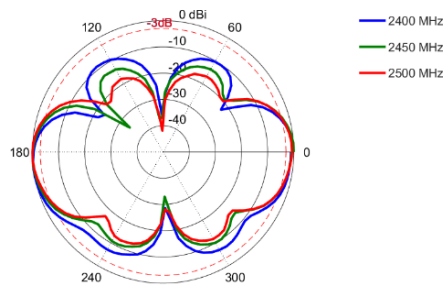


Radiation Patterns

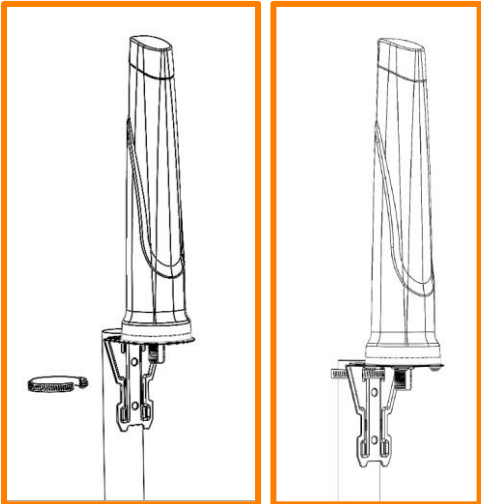
Azimuth: 2400 - 2500 MHz



Elevation: 2400 - 2500 MHz

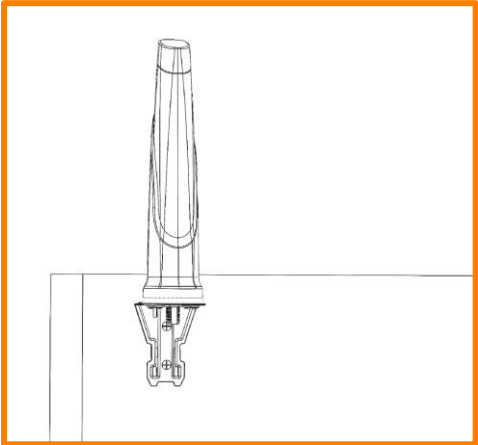


Mounting Options



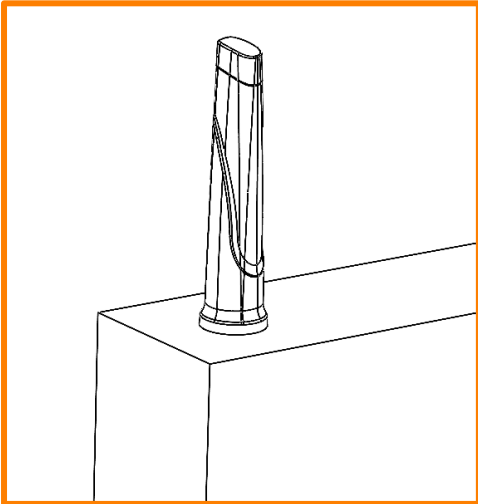
Pole Mount

Pole mounted using included L-Bracket and cable clamp



Wall Mount

Wall / Cabinet mounted using included L-Bracket



Surface Mount

Surface mounted using included adhesive disc

Additional Accessories

See accessories technical specifications on www.poynting.tech

CONTACT POYNTING

Poynting Antennas (Pty) Ltd - Head Office

Unit 4, N1 Industrial Park,
Landmarks Avenue,
Samrand, 0157, South Africa

Phone: +27 (0) 12 657 0050

E-mail: info@poynting.tech

International Email: sales-global@poynting.tech

Poynting Europe

Regus Business Center Neue Messe Riem
Kronstadter Straße 4
81677 München
Germany

Phone: +49 89 7453 9002

E-mail: sales-europe@poynting.tech

Poynting USA

1804 Owen Court, Suite 104,
Mansfield,
TX 76063
USA

Phone: +1 817 533-8130

E-mail: sales-us@poynting.tech